

2024 PCRRC Data Report

City of Oxford Police Division



Presented at the May 15, 2025
Police Community Relations &
Review Commission meeting

City of Oxford
Police Division
Charges by Race from January to December 2024

Race	Traffic & Criminal Citations	% of Total
Asian	30	2.86%
Black	125	11.92%
White	848	80.84%
Other	5	.48%
Unknown	41	3.91%
Total	1049	100%

The number of criminal and traffic charges are taken from the Oxford Police Division's Report Management System. Also, identification of race or ethnicity is typically determined by responding police officer.

City of Oxford
Police Division
Arrests by Race from January to December 2024

Race	Arrests	% of Total
Asian	1	.29%
Black	44	12.98%
White	281	82.89%
Other	7	2.07%
Unknown	6	1.77%
Total	339	100%

Source: City of Oxford Police Division Records Management System. The number of Arrests reflects the physical arrest of a person and not the number of criminal charges. This would include a warrant arrest on charges from previous years and expunged records.

City of Oxford
Police Division

Arrests by Age from January to December 2024

Age	Arrests	% of Total
Under 16	31	9.15%
16 to 25	188	55.46%
26 to 35	48	14.16%
36 to 45	38	11.21%
46 to 60	27	7.96%
61 to 70	7	2.06%
Over 71	0	0.00%
Unknown	0	0.00%
Total	339	100.00%

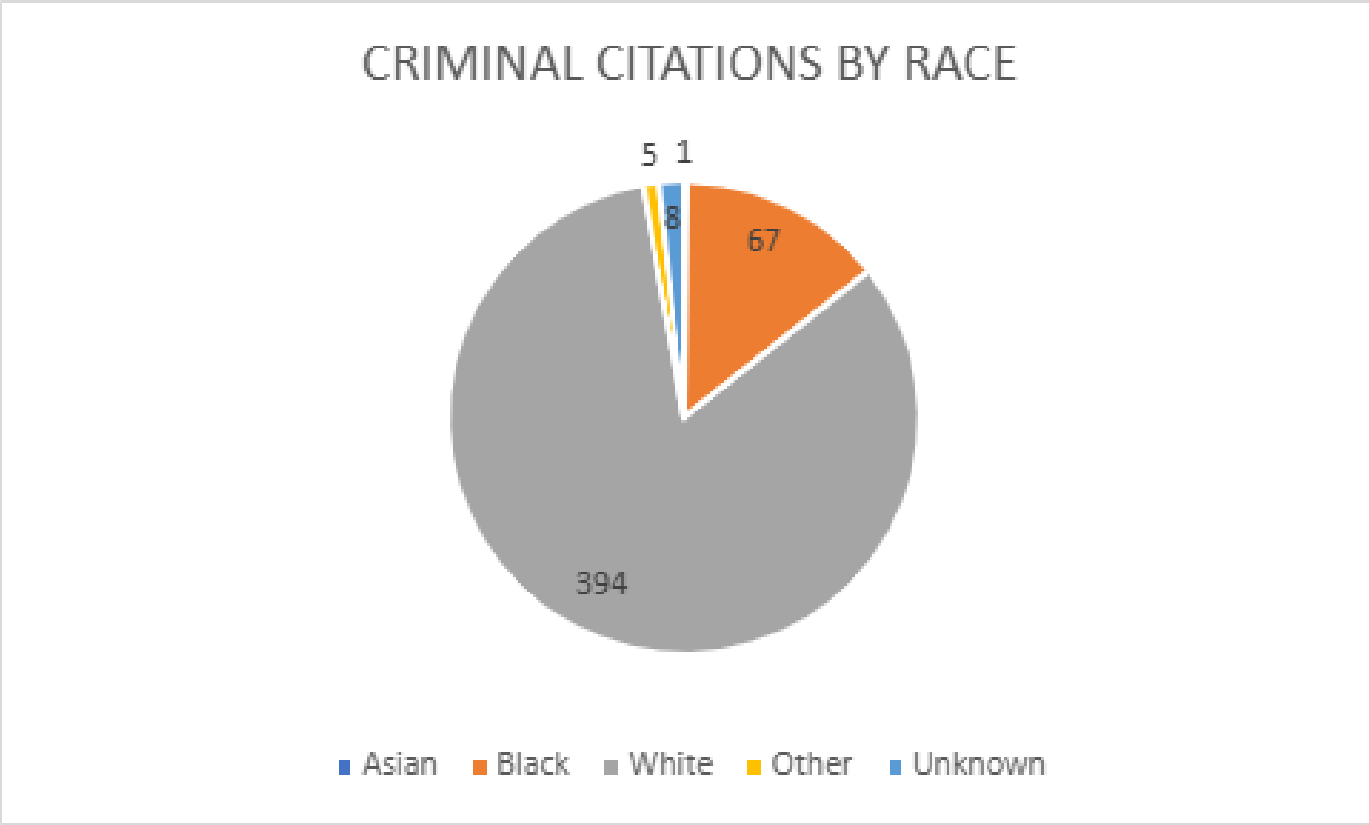
Traffic Citation Breakdown 2024

Race	# of Traffic Citations	Percentage
Asian	29	5.05%
Black	58	10.10%
White	454	79.09%
Other	0	0%
Unknown	33	5.75%
Total	574	100%

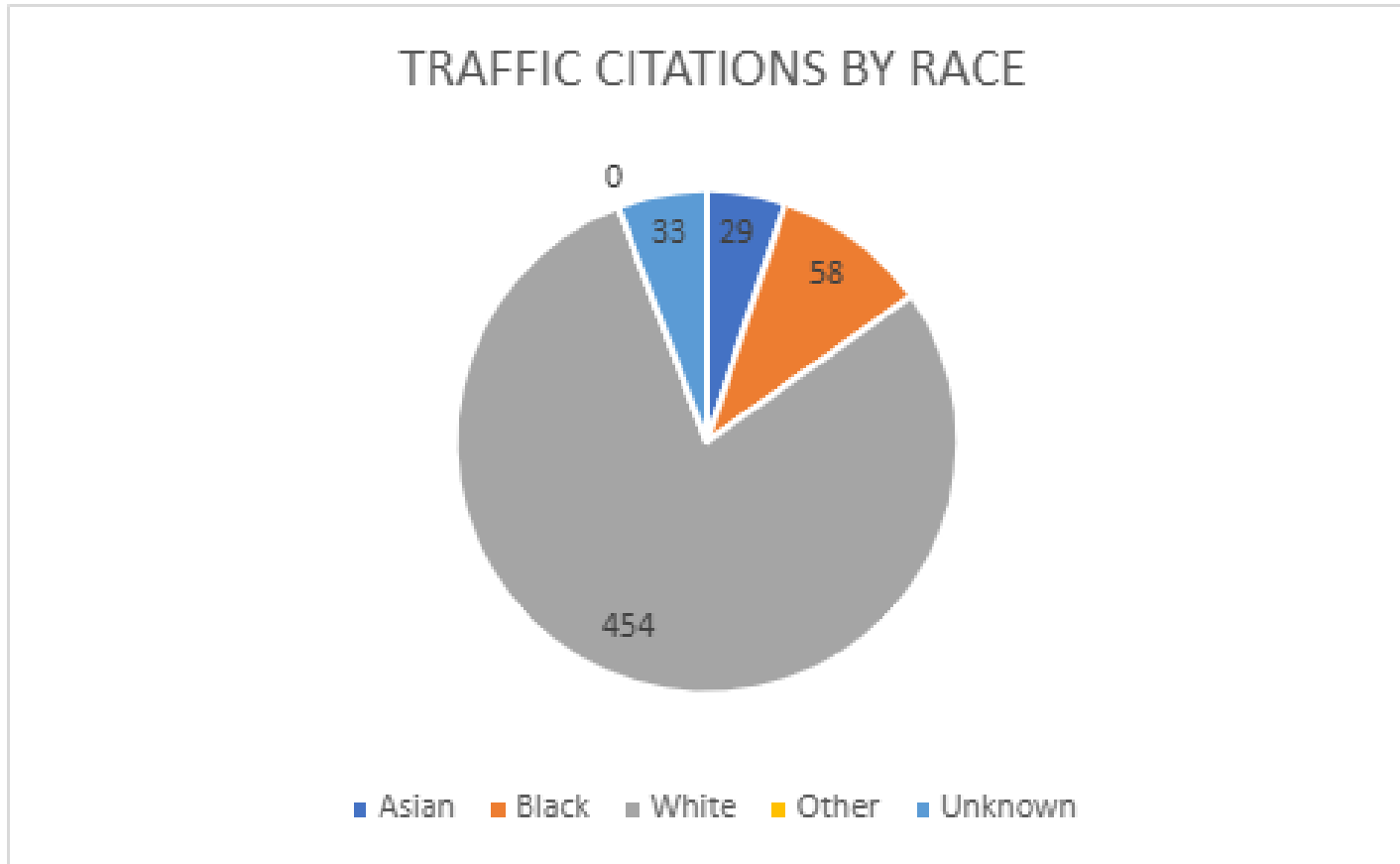
Criminal Citation Breakdown 2024

Race	# of Criminal Citations	Percentage
Asian	1	.21%
Black	67	14.11%
White	394	82.95%
Other	5	1.05%
Unknown	8	1.68%
Total	475	100%

2024 Criminal Citations By Race



2024 Traffic Citations By Race



Arrest Trends 2022 - 2024 City of Oxford Police Division

Race	Arrests 2022*	% of Total	Arrests 2023	% of Total	Arrests 2024	% of Total
Asian	8	2.07%	8	1.65%	1	0.29%
Black	40	10.36%	43	8.87%	44	12.98%
White	327	84.72%	412	84.95%	281	82.89%
Other	0	0%	1	0.2%	7	2.1%
Unknown	11	2.85%	21	4.33%	6	1.77%
Total	386	100%	485	100%	339	100%

The number of arrests and citations are taken from the Oxford Police Division's Report Management System. Also, identification of race or ethnicity is typically determined by responding police officer.

Arrest and Citations Trends

Race	Arrests & Citations		Arrests & Citations		Arrests & Citations	
	2019	% of Total	2020	% of Total	2021	% of Total
Asian	350	17.18%	149	9.50%	101	5.93%
Black	156	7.65%	130	8.30%	167	9.81%
White	1450	71.18%	1228	78.30%	1358	79.79%
Other	4	0.19%	6	0.40%	22	1.30%
Unknown	77	3.79%	51	3.30%	54	3.17%
Total	2037	100.00%	1564	100.00%	1702	100.00%
Race	Arrests & Citations		Arrests & Citations		Arrests & Citations	
	2022	% of Total	2023	% of Total	2024	% of Total
Asian	119	6.41%	62	3.22%	31	2.23%
Black	180	9.70%	183	9.50%	169	12.18%
White	1481	79.80%	1614	83.80%	1129	81.34%
Other	4	0.22%	1	0.05%	12	0.86%
Unknown	72	3.88%	66	3.43%	47	3.39%
Total	1856	100.00%	1926	100.00%	1388	100.00%

2024 Use of Force Reports

USE OF FORCE REPORTS						
Officer	Date	Type of Force	Charges	Age	Race	Sex
57	3/6/2024	Physical	Obstructing Official Business/Warrant-BCSO	22	W	M
33	2/15/2024	Physical	Robbery/Assault/Resisting Arrest	53	W	M
51	4/17/2024	Physical	OVI/Escape/Resisting Arrest/Assault on PO/Tampering with Evidence	25	W	M
49	5/24/2024	Physical	Assault on PO/Resisting/OVI	20	W	M
35	5/15/2024	Physical	Aggravated Menacing/Obstructing Official Business/Disorderly Conduct	21	H	M
43/55	7/26/2024	Physical/OC Spray	Attempted Theft/Resisting Arrest/Obstructing Official Business	28	W	M
51/41	6/28/2024	Physical	Resisting Arrest/Obstructing Official Business	25	W	M
49/41	11/15/2024	Physical	Resisting Arrest/Obstructing Official Business/Escape	19	W	M
57/53	12/29/2024	Physical	72 hour hold - Suicidal Subject with possible gun	25	W	M

# of Incidents					
	2020	2021	2022	2023	2024
Use of Force	7	9	10	7	9
Display of Force	13	8	14	8	8

2024 Display of Force Reports

DISPLAY OF FORCE REPORTS						
Officer	Date	Weapon Displayed	Circumstances	Age	Race	Sex
51	5/16/2024	Firearm	Having Weapons Under Disability/Discharge of Firearm On or Near Prohibited Premises	52	W	F
41/40/51	6/8/2024	Firearm	Burglary	28	W	M
51/57/40 /41	6/9/2024	Firearm	Theft of Motor Vehicle/Complicity	19/19	W/W	M/M
50	7/24/2024	Firearm	Obstructing Official Business/Resisting Arrest/Possession of Drugs	39	W	M
57/40	8/11/2024	Firearm	Warrants/Domestic Violence/Drug Abuse Instruments	41	B	M
40	10/13/2024	Firearm	Reported Fight in Progress with a machete involved	52	B	M
40	11/23/2024	Firearm	Improper Use of Firearm in MV/Physical Control	24	W	M
30	11/26/2024	Firearm	Warrants/Obstructing Official Business	38	W	M

Yearly Comparisons

# by Type of Force										
	2020		2021		2022		2023		2024	
Use of Force	Physical	5	Physical	8	Physical	9	Physical	7	Physical	8
	OC Spray	1	OC Spray	0	OC Spray	0	OC Spray	0	Physical/OC Spray	1
	Asp	0	Asp	1	Asp	0	Asp	0	Asp	0
	Taser	0	Taser	0	Taser	1	Taser	0	Taser	0
	Both	1								
Display of Force	Firearm	12	Firearm	8	Firearm	12	Firearm	8	Firearm	8
	Taser	1	Taser	0	Taser	0	Taser	0	Taser	0
	OC Spray	0	OC Spray	0	OC Spray	1	OC Spray	0	OC Spray	0
					Firearm/K9	1	Firearm/K9	0	Firearm/K9	0
# by Race and Sex										
	2020		2021		2022		2023		2024	
	Use	Display	Use	Display	Use	Display	Use	Display	Use	Display
Black	1	4	3	1	1	3	2	1	0	2
White	5	14	6	7	9	10	5	7	8	7
Hispanic	0	0	0	0	0	0	0	0	1	0
Asian	1	0	0	0	0	0	0	0	0	0
Male	6	15	9	8	8	13	5	7	9	1
Female	1	3	0	0	2	0	2	1	0	8

2024 Formal Complaints

Month of Complaint	Employee Classification	Type of Complaint	Resolution
August	Police Officer	Disrespectful language on a call for service	Unfounded in part Sustained in part

Online Feedback Form

Type	# received
Positive experience	1
Information requests	6

These comments range from complaints about a parking ticket, to general anonymous complaints, to specific incident complaints and compliments. Follow-up is attempted with the citizen where appropriate.

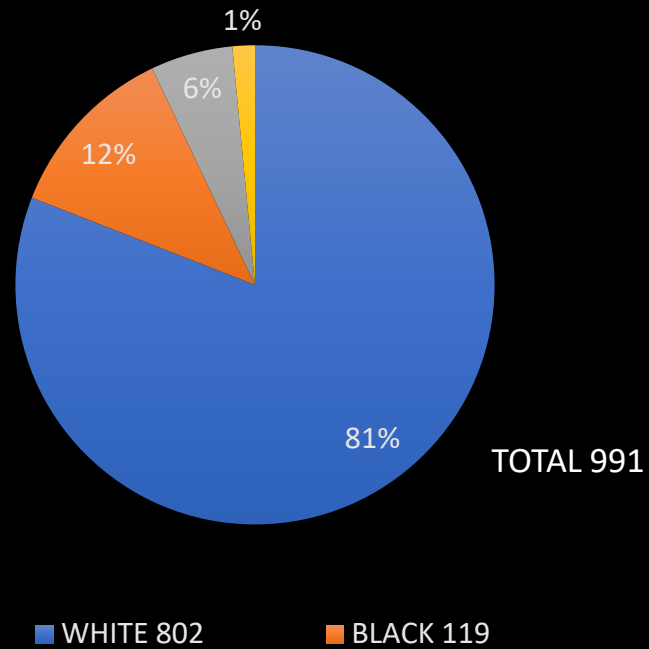
Social Services Liaison Data

	2023	2024
Reason for Referral to outside agency	# of referrals	# of referrals
Senior/Elderly issue	17	10
Mental Health	56	43
Financial issues	23	12
Homelessness	11	21
Domestic Violence	28	15
Substance Abuse	16	17
Abuse/Neglect	12	15
Civil issues	8	2
Domestic Trouble	7	21
Juvenile Issues	n/a	10
Neighbor Dispute	n/a	1
Other	n/a	6
Violent Crime Victim	n/a	4
Total Referrals	178	177
Total # of persons referred to outside agencies- some contacts have multiple	108	73
Total # of contacts	118	100

2024 SELF INITIATED STOP DATA

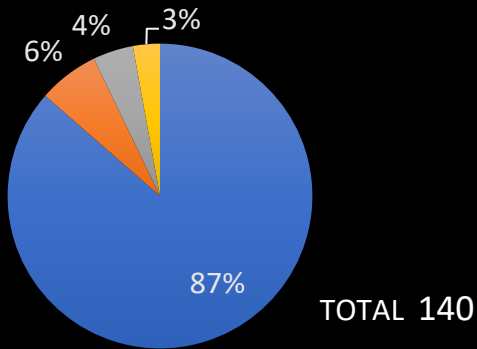
The City of Oxford Police Department

2024 TRAFFIC STOP DATA



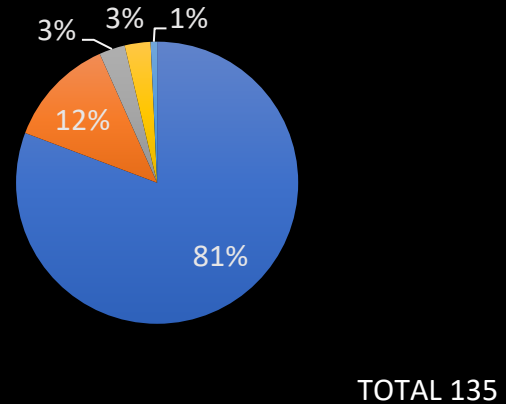
TRAFFIC CRASH BENCHMARK DATA

AT FAULT



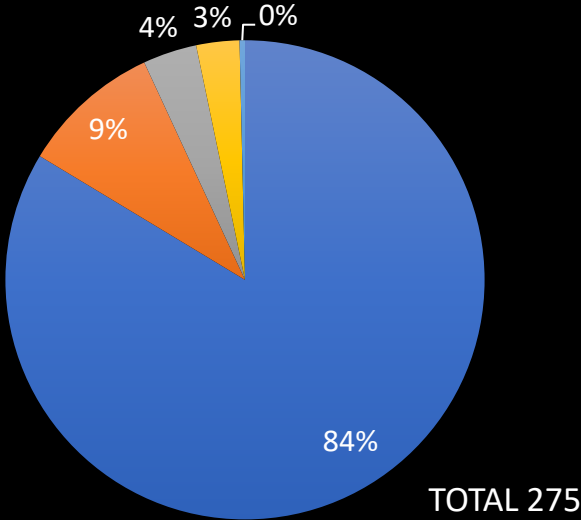
■ WHITE 121 ■ BLACK 9 ■ ASIAN 6 ■ UNKNOWN 4

NO FAULT



■ WHITE 109 ■ BLACK 17
■ ASIAN 4 ■ UNKNOWN 4
■ HAWAIIAN/PACIFIC ISLAND 1

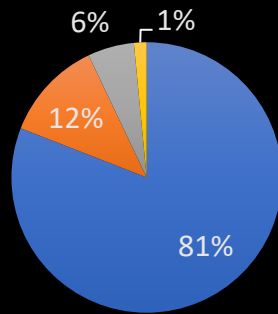
2024 TOTAL TRAFFIC CRASH BENCHMARK DATA



■ WHITE 230 ■ BLACK 26 ■ ASIAN 10 ■ UNKNOWN 8 ■ HAWAIIAN/PACIFIC ISLANDER 1

TRAFFIC STOP DATA VS TRAFFIC CRASH DATA

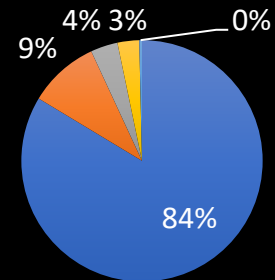
TRAFFIC STOP DATA



TOTAL 991

■ WHITE 802 ■ BLACK 119 ■ ASIAN 55 ■ UNKNOWN 15

TRAFFIC CRASH DATA

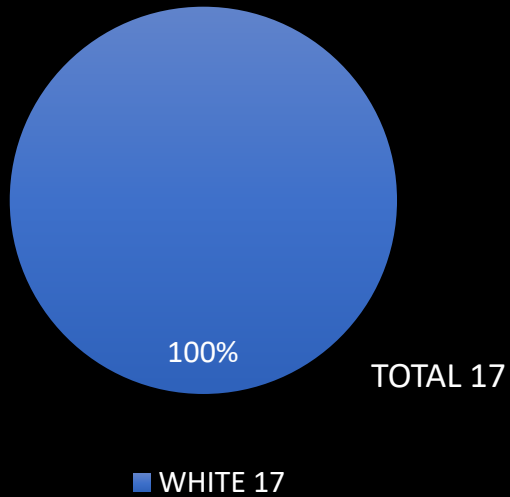


TOTAL 275

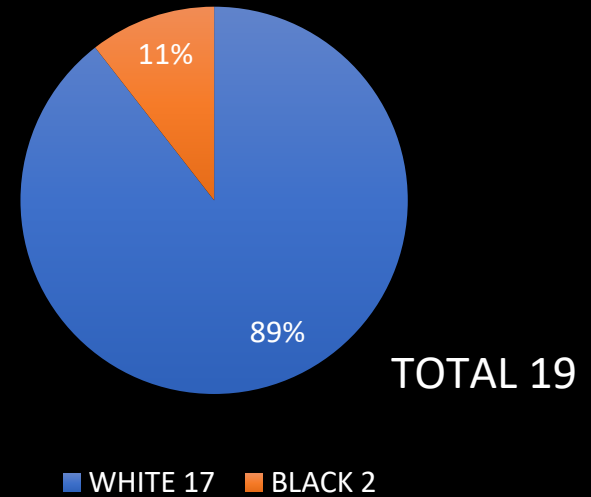
■ WHITE 230
■ BLACK 26
■ ASIAN 10
■ UNKNOWN 8
■ HAWAIIAN/PACIFIC ISLANDER 1

PEDESTRIAN STOP DATA

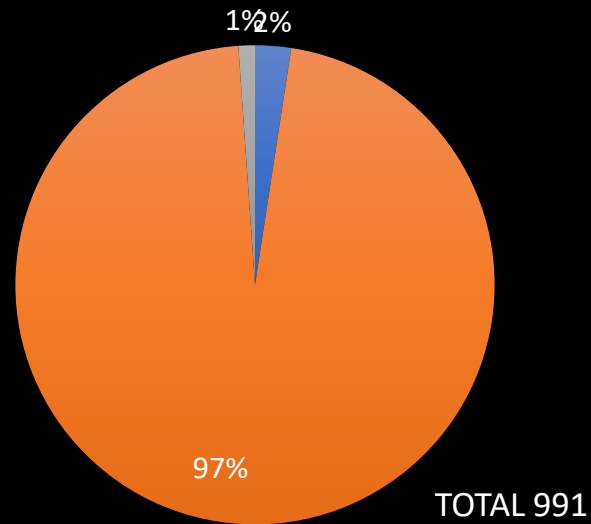
ARREST



NO ACTION



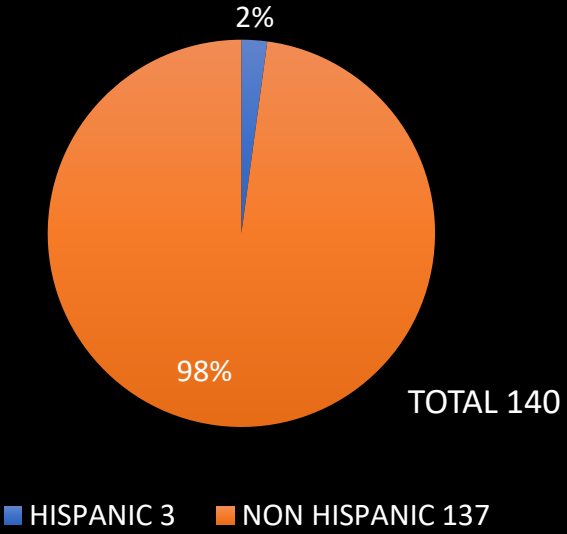
ETHNICITY TRAFFIC STOP DATA



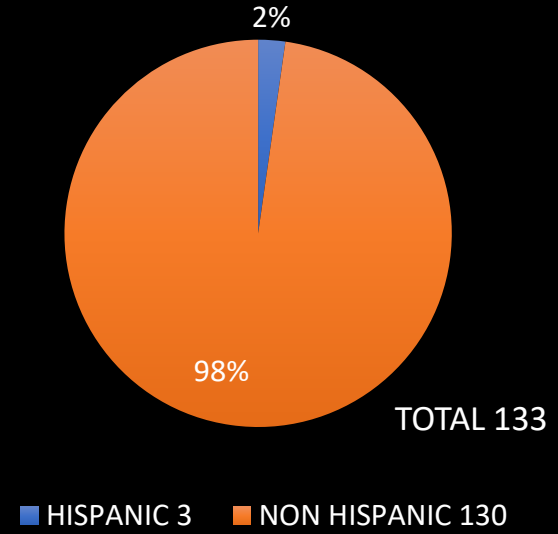
■ HISPANIC 24 ■ NON HISPANIC 956 ■ Undefined 11

ETHNICITY CRASH DATA

AT FAULT

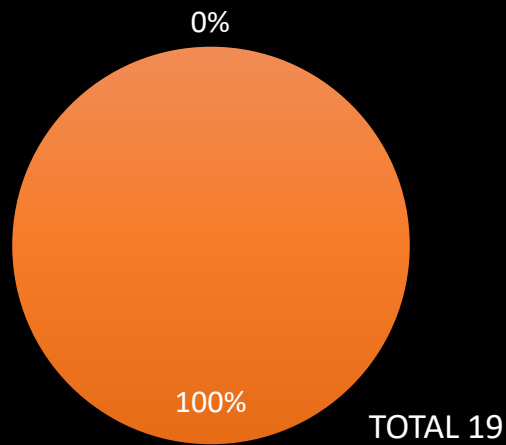


NO FAULT



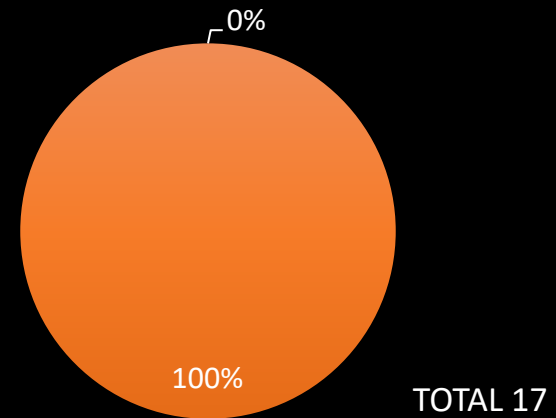
ETHNICITY PEDESTRIAN STOP DATA

NO ACTION



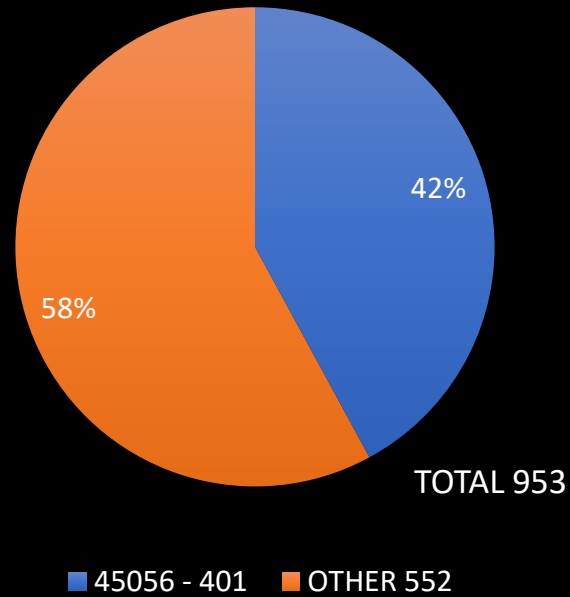
■ HISPANIC 0 ■ NON HISPANIC 19

ARREST



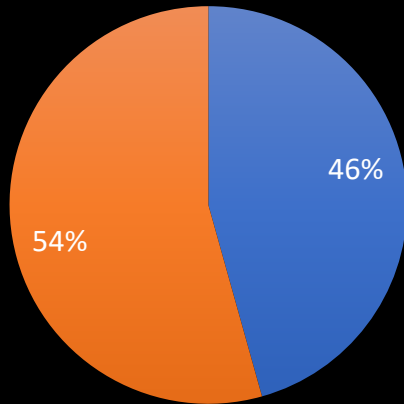
■ HISPANIC 0 ■ NON HISPANIC 17

TRAFFIC STOP ZIP CODE DATA



TRAFFIC CRASH ZIP CODE DATA

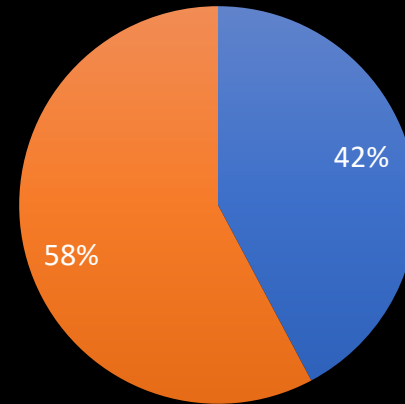
AT FAULT



TOTAL 138

■ 45056 - 63 ■ OTHER 75

NO FAULT

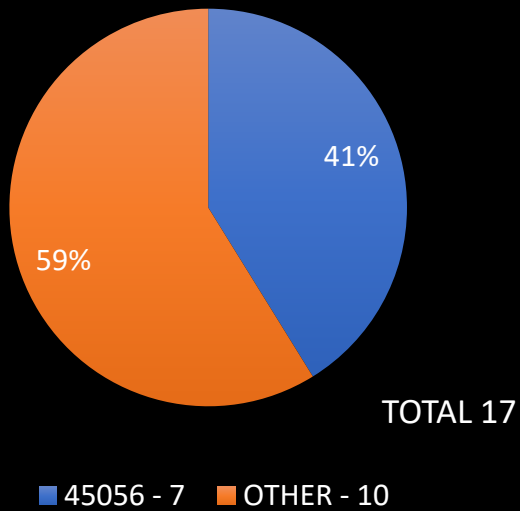


TOTAL 135

■ 45056 - 57 ■ OTHER 78

PEDESTRIAN STOP ZIP CODE DATA

ARREST



NO ACTION

